

**Follow Information Library on YouTube, Facebook & TikTok**

[youtube.com/@blinformationlibrary](https://youtube.com/@blinformationlibrary)

[facebook.com/blinformationlibrary](https://facebook.com/blinformationlibrary)

[tiktok.com/@blinformationlibrary](https://tiktok.com/@blinformationlibrary)

## Table of Contents

1. Tool #1: MagicSchool.ai
2. Tool #2: Edcafe AI
3. Tool #3: Eduaide.ai
4. Tool #4: Canva Magic Write + Docs
5. Tool #5: Curipod
6. Tool #6: ChatGPT
7. Tool #7: QuestionWell
8. Tool #8: Quizizz AI
9. Tool #9: Gradescope
10. Tool #10: Formative AI

## Introduction

Welcome to the future of teaching!

Picture this: it's 2025, and teachers around the world are using AI assistants to create lesson plans in seconds, grade assignments automatically, and even personalize learning for every student. The question is are you taking advantage of these powerful tools, or are you still doing everything the hard way?

As educators, we know lesson planning, material creation, and assessments can eat up most of our time, time we'd rather spend connecting with students. Today's teachers face mounting responsibilities: crafting engaging lessons, meeting diverse student needs, handling endless paperwork, and keeping up with new technology trends. The reality is that many educators feel overworked and under-supported, leaving little room for what truly matters: meaningful teaching and student growth.

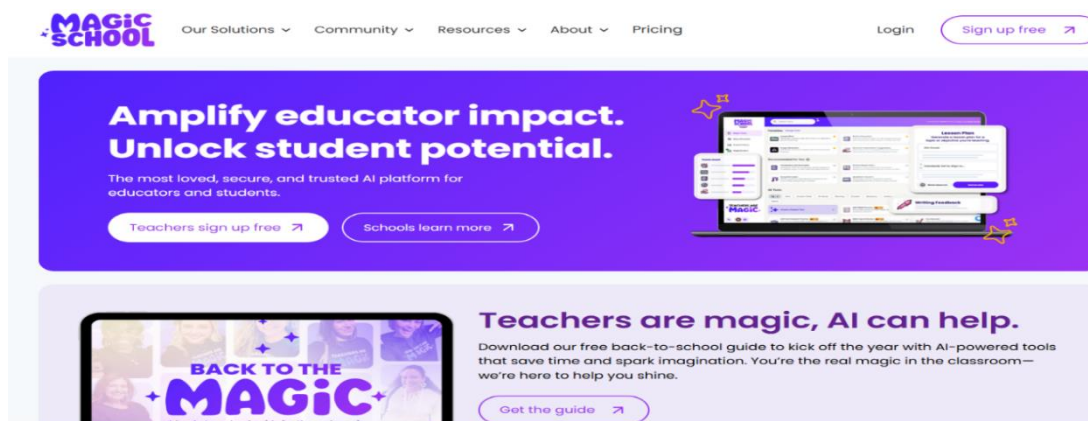
In 2025, AI tools are not here to replace teachers but to make our work faster, easier, and more effective. This eBook, *"10 AI Tools Teachers Must try to Work Smarter,"* is your guide to reclaiming time, energy, and creativity. By exploring the latest AI-powered tools designed specifically for education, you'll discover smarter ways to plan, teach, assess, and engage without burning out.

Inside, you'll find practical insights into AI lesson planners that save hours of preparation, assessment tools that provide instant feedback and reduce grading time, classroom management apps that boost productivity, creative AI platforms that make learning more interactive and fun, and collaboration tools that connect teachers and students in smarter ways. These tools are practical, accessible in the Philippines, and perfect for public school and government educators who want to work smarter.

As a teacher and lifelong learner passionate about both education and technology, I've explored and tested some of these digital tools myself. This eBook compiles the top 10 AI-powered resources I believe every teacher should know so you can work smarter, not harder.

Now, let's dive into the first tool on our list an AI-powered lesson planner that can transform the way you prepare for class and give you back hours of your time.

## Tool #1: MagicSchool.ai



**Best For:** Lesson plans, quizzes, rubrics, parent communication

### Your New Teaching Superpower

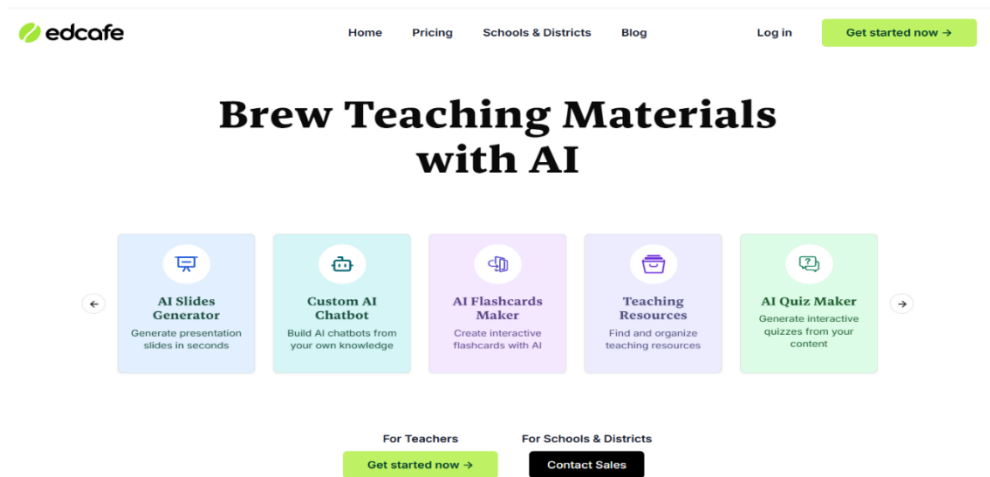
Imagine having a teaching assistant who knows DepEd standards by heart and can create lesson plans faster than you can say "4As." That's MagicSchool.ai for you. With over 60 teacher-focused tools, this platform feels like it was built by teachers, for teachers. Need a lesson plan for Grade 6 Science about the solar system? Done in 2 minutes. Want to create different versions of the same activity for your advanced and struggling learners? No problem. Need to write a parent letter explaining why their child needs extra support in Math? MagicSchool has your back.

What makes this special is that it actually understands education—not just generic AI responses. It can adapt content for different learning levels and even help with those parent communications we all dread writing.

**Pro Teacher Tip:** The "Lesson Hook Generator" is pure gold. Use it to start every lesson with something that will make your students stop chatting and start listening.

 magicsschool.ai

## Tool #2: Edcafe AI



**Best For:** Instant lesson plans & presentations

### Your Emergency Lesson Lifesaver

We've all been there—it's 7 AM, you're about to leave for school, and you realize you never finished planning today's lesson. Or worse, you need to cover for a colleague who called in sick, and you have no idea what to teach their class.

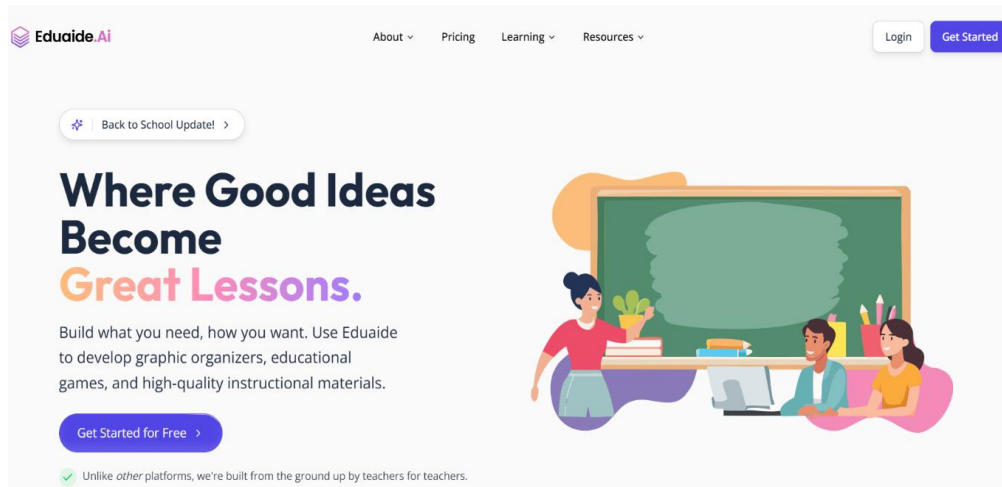
Edcafe AI is your emergency superhero. Just tell it your subject, grade level, and topic, and boom you get a complete teaching package with lesson plans, slides, and even assessments. The best part? It integrates with Google Slides, so your presentation is ready to go in minutes.

This tool has saved countless teachers from that sinking feeling of walking into class unprepared. It's like having a master teacher friend who's always ready to share their best lessons.

**Pro Teacher Tip:** Create a folder of "emergency lessons" for different subjects using Edcafe AI. You'll never panic about unexpected teaching assignments again.

 edcafe.ai

## Tool #3: Eduaide.ai



**Best For:** Interactive activities & worksheets


### Your Creative Activity Generator

Tired of using the same old worksheets year after year? Eduaide.ai is like having a creative teaching colleague who never runs out of fresh ideas.

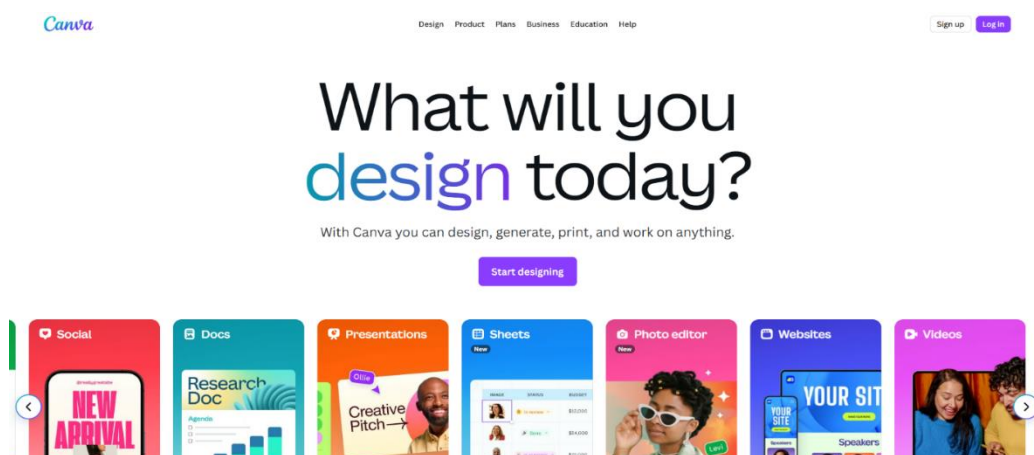
This tool specializes in creating customized learning materials that actually engage students. Need bell ringers to start your class with energy? Check. Want discussion prompts that will get even your quietest students talking? Done. Looking for creative projects that match your lesson objectives? Eduaide.ai has hundreds of ideas.

Whether you're teaching face-to-face or online, this tool adapts to your setup. It's especially great for creating differentiated activities—you know, those tasks that challenge your fast learners while supporting those who need extra help.

**Pro Teacher Tip:** Use the "Activity Generator" when you have 10 minutes left in class and need something meaningful to keep students engaged until the bell rings.

 eduaide.ai

## Tool #4: Canva (Magic Write & Docs)



**Best For:** Visually appealing learning materials

### Your Design-Challenged Teacher's Best Friend

Let's be honest not all of us are artistically gifted. If your handmade charts look like they were created during an earthquake, Canva is about to become your new best friend.

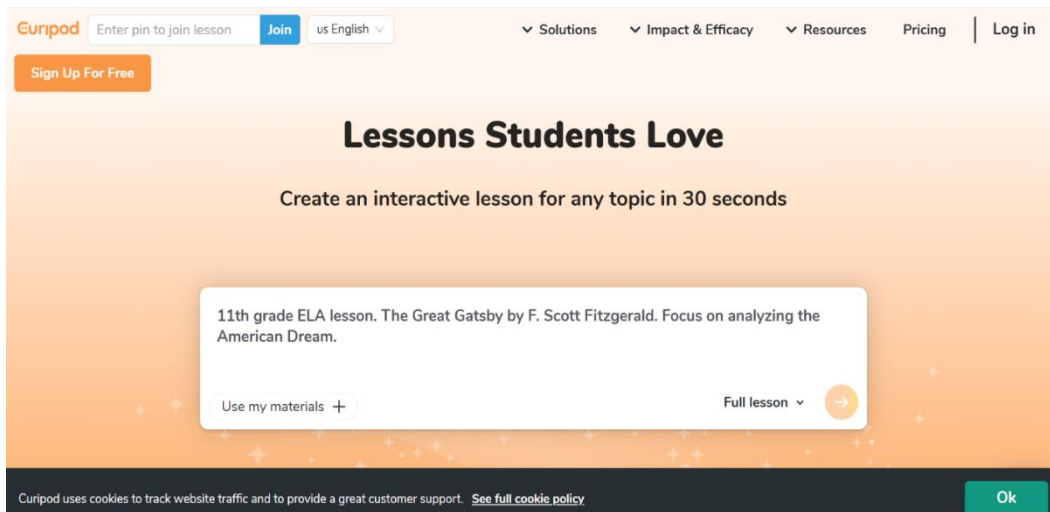
Canva's Magic Write feature helps you create lesson content, and then—here's the magic—it transforms your plain text into beautiful posters, infographics, and presentations that look like a professional designer made them.

No more spending hours trying to make your visual aids look decent. No more feeling embarrassed about your classroom displays when other teachers' rooms look like Pinterest boards.

**Pro Teacher Tip:** Start by writing your content in Canva Docs using Magic Write, then browse their education templates to find the perfect design. Your students will think you hired a graphic artist!

 [canva.com](https://canva.com)

## Tool #5: Curipod



**Best For:** Interactive presentations & discussions

### Your Class Participation Game-Changer

Remember those days when you'd ask a question and only the same three students would raise their hands? Those days are over with Curipod.

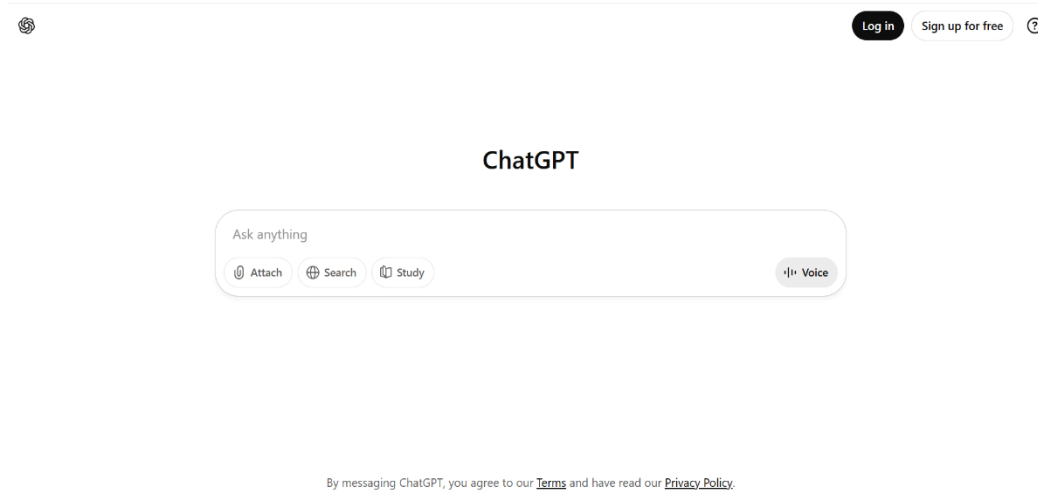
This tool turns your lessons into interactive experiences with polls, word clouds, quizzes, and collaborative activities. Every student can participate using their phones or any device, which means even your shyest students can share their thoughts.

The best part? You get instant feedback on what your students actually understand. No more wondering if they're following along or just nodding to be polite.

**Pro Teacher Tip:** Use the "AI Lesson Generator" to transform any boring topic into an interactive adventure. Your students will start looking forward to your classes.

 [curipod.com](https://curipod.com)

## Tool #6: ChatGPT



**Best For:** Lesson brainstorming & content drafting

### Your 24/7 Teaching Consultant

Think of ChatGPT as that experienced teacher mentor who's available anytime you need advice—even at 2 AM when you're planning tomorrow's lesson.

Stuck on how to explain a difficult concept? ChatGPT can suggest different approaches.

Need assessment questions that test higher-order thinking? It can create them at different difficulty levels. Want to adapt a lesson for students with different learning needs?

It's got strategies for that too.

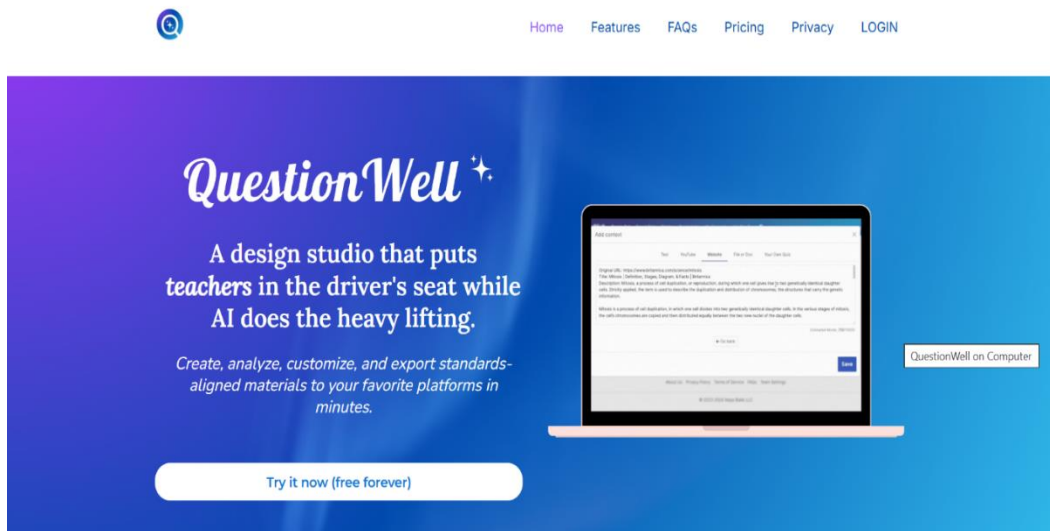
The key is knowing how to talk to it like you would a helpful colleague. Be specific about your grade level, subject, and what you need.

**Pro Teacher Tip:** Always double-check AI outputs before using them with students.

ChatGPT is brilliant, but you're the expert on your classroom and your kids.

 [chat.openai.com](https://chat.openai.com)

## Tool #7: QuestionWell



**Best For:** Question & quiz generation

### Your Test-Making Time Saver

Creating good assessment questions is hard work. You need different types of questions, various difficulty levels, and they all need to align with your learning objectives. QuestionWell does all of this heavy lifting for you.

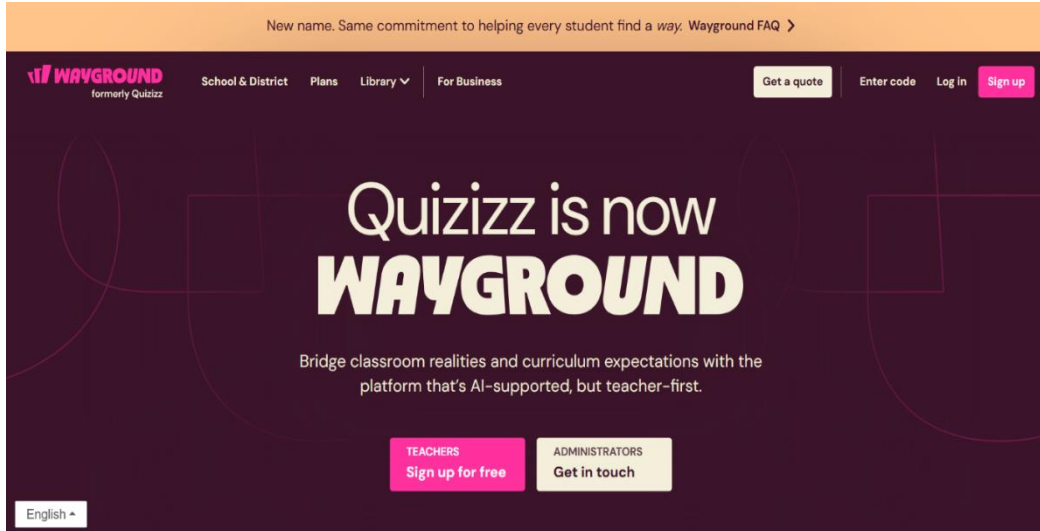
Upload your lesson content or topic, and watch as it generates multiple-choice, true/false, short answer, and essay questions. It even creates questions that test higher-order thinking skills—the kind that make students really think, not just memorize.

This tool is a lifesaver during exam season when you need to create multiple versions of tests or when you want to quickly check if students understood today's lesson.

**Pro Teacher Tip:** Upload your lesson notes or textbook sections to create instant question banks. You'll have assessments ready before you even finish teaching the topic.

 [questionwell.org](https://questionwell.org)

## Tool #8: Quizizz AI



**Best For:** Gamified assessments

### Your "Fun Quiz" Secret Weapon

Remember how excited students get during game shows? Quizizz AI brings that same energy to your assessments. It transforms your lesson content into interactive quiz games that students actually want to participate in.

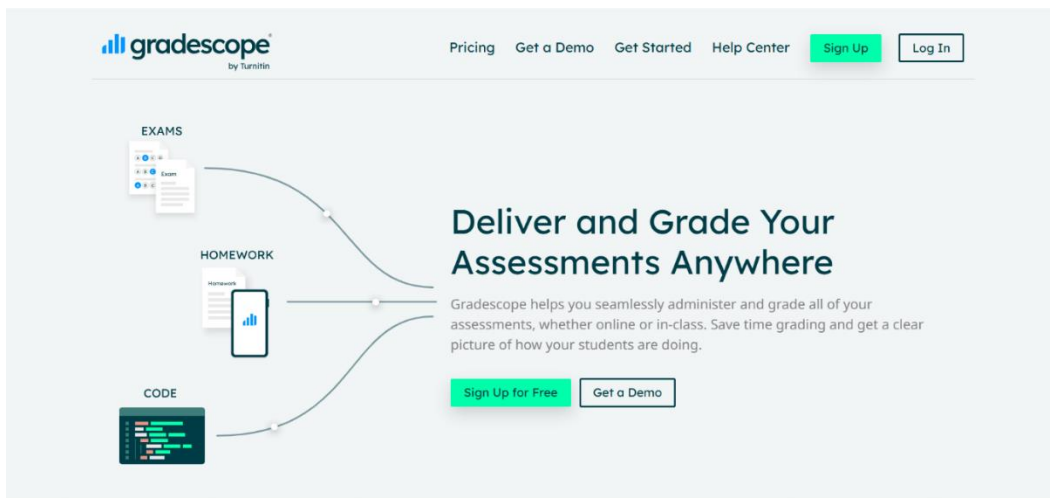
Students can play in class on their devices or at home for homework. The AI automatically grades their answers and gives you detailed insights on class performance. You'll instantly know which concepts need more work and which students need extra support.

The best part? Students ask when they can play again. Yes, they actually request more assessments!

**Pro Teacher Tip:** Use Quizizz as a review tool before major exams. Students will study harder because they want to beat their classmates' scores.

 [quizizz.com](https://quizizz.com)

## Tool #9: Gradescope



**Best For:** AI-assisted grading

### Your Grading Time Revolution

If you teach subjects where you have to grade essays, problem-solving tasks, or even handwritten work, Gradescope is about to change your life. This tool uses AI to group similar answers together, so you can grade more efficiently and consistently.

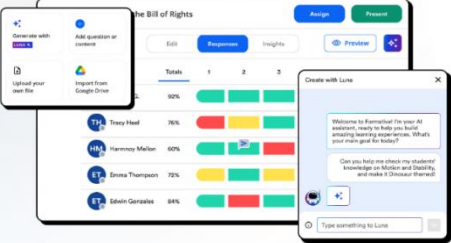
Instead of reading 40 individual papers, you can grade all similar responses at once and apply the same feedback to multiple students. It works for math problems, science explanations, and even essay questions.

What used to take you an entire weekend now takes a few hours. And your feedback becomes more consistent because you're not getting tired or distracted by the 35th paper.

**Pro Teacher Tip:** Set up clear rubrics in Gradescope from the start. The clearer your criteria, the more time you'll save and the more consistent your grading will be.

 [gradescope.com](https://www.gradescope.com)

## Tool #10: Formative AI



**formative**  
by newsela

Schools & Districts Plans Get Started Contact Sales

Join Code [Sign Up — It's Free](#) [Log In](#)

### One platform to instruct, assess, and adjust in real time

Now with Luna, your AI teaching assistant in Formative. Chat with Luna to generate and edit diverse activities like bellringers and quizzes, distribute those activities, and view results, all in one platform.

**Best For:** Real-time student feedback


### Your Classroom Mind Reader

Wouldn't it be great if you could read your students' minds to know exactly when they're confused? Formative AI is the next best thing.

This tool lets you create interactive assignments and assessments that show you in real-time how each student is doing. You can see who's struggling with the current question, who's racing ahead, and who might need a different approach.

No more waiting until the test to discover that half your class didn't understand the lesson. You can adjust your teaching immediately, provide extra support where needed, or move faster if everyone's getting it.

**Pro Teacher Tip:** Use Formative AI for quick pulse checks during lessons. Create a simple 3-question check that students can answer on their devices while you're teaching.

 [formative.com](https://formative.com)

## Final Tips for Teachers

Here are the three most important things I want you to remember as you begin this AI journey:

### 1. Start Small and Master One Tool at a Time

I know it's tempting to dive into all 10 tools at once trust me, I've been there! But here's what I've learned from my own journey: it's better to become really good at 1 or 2 tools than to be overwhelmed by 10. Think of it like learning to cook. You wouldn't try to master adobo, sinigang, and lechon all in one week, right? Pick one tool that excites you most maybe MagicSchool.ai if lesson planning is your biggest headache, or Quizizz AI if you want to make your students actually enjoy assessments. Spend a week getting comfortable with it. Let yourself make mistakes. Once it feels natural, then add another tool to your toolkit.

### 2. Reclaim Your Time for What Really Matters

Every minute these tools save you is a minute you can spend doing what you became a teacher for: helping students discover their potential, having meaningful conversations, or even just getting home in time for dinner with your own family. You didn't become a teacher to spend weekends creating worksheets or staying up late grading quizzes. You became a teacher to make a difference. Let these AI tools handle the repetitive tasks so you can focus on the human moments that truly matter.

Here's where the magic really happens combining tools is like creating the perfect lesson recipe. Use MagicSchool.ai to generate your lesson content, then bring it to life with Canva's beautiful designs. Or create questions with QuestionWell and turn them into an interactive game with Curipod. It's like having your own teaching superpower combo!

### **3. You're Still the Teacher (And That's Everything)**

Remember, these AI tools are like your trusted teaching assistants—they're here to help, not replace your expertise. Always double-check what they create. Does this lesson match your students' reading level? Will this example make sense to kids from your barangay? Does this assessment align with your DepEd requirements? You know your students better than any AI ever will. You know that Maria struggles with English but shines in group work, or that John needs extra time to process instructions. Use AI to handle the busy work so you can focus on what you do best connecting with and inspiring your students.

### **3. Start Your AI Teaching Journey Today**

Pick one tool from this list right now—yes, right now—and bookmark it. Tomorrow, spend just 10 minutes exploring it. By next week, you could be creating lessons in half the time, or turning boring quizzes into something your students actually look forward to.

The future of teaching is here, and it's designed to make your life easier, not harder. You've got this, teacher. Your students need you at your best, and these tools are here to help you get there.